




DALLAS
The Crossroads of Gaston County



Don't Feed the Grease Goblin!

DO

- ✓ Put oil and grease in collection containers
- ✓ Remove oil and grease from kitchen utensils, equipment and food preparation areas with scrapers/towels/brooms
- ✓ Keep grease out of wash water
- ✓ Place food scraps in collection containers

DO NOT


- ✗ Pour oil and grease down drains
- ✗ Wash fryers/griddles, pots/pans and plates with water until oil and grease are removed
- ✗ Use hot water to rinse grease off surfaces
- ✗ Put food scraps down drains



Environmental Assistance
and Customer Service
ENVIRONMENTAL QUALITY



DALLAS
The Crossroads of Gaston County



Don't Feed the Grease Goblin!

DO

- ✓ Put oil and grease in collection containers
- ✓ Remove oil and grease from kitchen utensils, equipment and food preparation areas with scrapers/towels/brooms
- ✓ Keep grease out of wash water
- ✓ Place food scraps in collection containers

DO NOT


- ✗ Pour oil and grease down drains
- ✗ Wash fryers/griddles, pots/pans and plates with water until oil and grease are removed
- ✗ Use hot water to rinse grease off surfaces
- ✗ Put food scraps down drains



Environmental Assistance
and Customer Service
ENVIRONMENTAL QUALITY



DALLAS
The Crossroads of Gaston County



Don't Feed the Grease Goblin!

DO


- ✓ Put oil and grease in collection containers
- ✓ Remove oil and grease from kitchen utensils, equipment and food preparation areas with scrapers/towels/brooms
- ✓ Keep grease out of wash water
- ✓ Place food scraps in collection containers

DO NOT

- ✗ Pour oil and grease down drains
- ✗ Wash fryers/griddles, pots/pans and plates with water until oil and grease are removed
- ✗ Use hot water to rinse grease off surfaces
- ✗ Put food scraps down drains



Environmental Assistance
and Customer Service
ENVIRONMENTAL QUALITY




¡No Alimente a el Duende de Grasa!

SI

- ✓ Ponga la grasa en contenedores apropiados
- ✓ Remueva el aceite y la grasa de utensilios de cocina, equipos, y areas de preparación de comidas con espátulas/toallas/escobas
- ✓ Mantenga la grasa fuera de el agua de lavar
- ✓ Ponga los desperdicios de comida en contenedores adecuados

NO

- ✗ No tire aceite o grasa en los drenajes
- ✗ No lave con agua freidora/planchas, ollas.cacerolas y platos hasta que el aceite y la grasa hayan sido removidos
- ✗ Noe use aua caliente para limpiar la grasa de las superficies
- ✗ No tire desperdicios de comida en los drenajes




¡No Alimente a el Duende de Grasa!

SI

- ✓ Ponga la grasa en contenedores apropiados
- ✓ Remueva el aceite y la grasa de utensilios de cocina, equipos, y areas de preparación de comidas con espátulas/toallas/escobas
- ✓ Mantenga la grasa fuera de el agua de lavar
- ✓ Ponga los desperdicios de comida en contenedores adecuados

NO

- ✗ No tire aceite o grasa en los drenajes
- ✗ No lave con agua freidora/planchas, ollas.cacerolas y platos hasta que el aceite y la grasa hayan sido removidos
- ✗ Noe use aua caliente para limpiar la grasa de las superficies
- ✗ No tire desperdicios de comida en los drenajes



¡No Alimente a el Duende de Grasa!

SI

- ✓ Ponga la grasa en contenedores apropiados
- ✓ Remueva el aceite y la grasa de utensilios de cocina, equipos, y areas de preparación de comidas con espátulas/toallas/escobas
- ✓ Mantenga la grasa fuera de el agua de lavar
- ✓ Ponga los desperdicios de comida en contenedores adecuados

NO

- ✗ No tire aceite o grasa en los drenajes
- ✗ No lave con agua freidora/planchas, ollas.cacerolas y platos hasta que el aceite y la grasa hayan sido removidos
- ✗ Noe use aua caliente para limpiar la grasa de las superficies
- ✗ No tire desperdicios de comida en los drenajes